



Specialist All-Terrain Vehicles

Doors, Windows and Hatches



I started making live-in vehicles in 1998. At the time, there were only polycarbonate caravan style windows available on the market. I always felt that while they were of poor quality, they were all we had.

When I built my first overland camper in 2003, I knew that the Polycarbonate window was not the right product to use in such a harsh environment.

In 2012 we decided to offer something better at a more attractive price point, so we started development.

By 2021, we have manufactured thousands of windows, doors and hatches and supplied them to every continent. We continue to refine our products and add new items to our inventory to support the growing overland community.

Jan Parkin-Coates
Founder & Owner



All our windows, doors and hatches are assembled in the UK in our Doncaster build facility.

This makes us incredibly proud, all the major components are also manufactured in the UK. This also allows us to work closely with our manufacturing partners to maintain our stringent quality standards in order to produce the highest quality product available on the market today.



Windows

We manufacture our windows from high quality toughened glass suitable to survive the harshest conditions.

With a side hung hinge and a ninety-degree opening, they offer unparalleled views when open and closed.

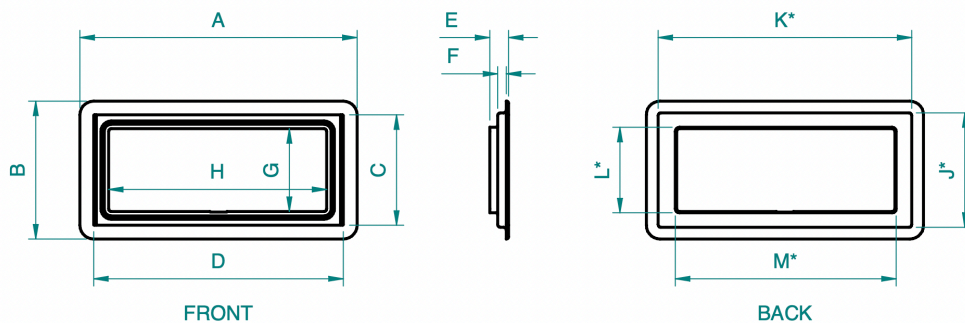
When coupled with our premium foil lined true blackout blind with integrated fly screen, they offer the perfect protection whenever you need it.

With quality windows available at this price, why put up with the scratching and cracking seen in cheaper equivalents.

- GRP Frame
- Standard configuration or with the Monsoon Lip for advanced weather protection
- Stainless door furniture
- Anti pry internal Aluminium frame
- Full 90-degree opening
- Thermally efficient
- Double glazed toughened glass
- Scratch-resistant
- E11 43R 000206 certified and marked
- Aluminium security reinforcing
- High-quality custom machined handles and latches
- Stainless Steel fixings throughout
- Interior blackout window blinds with an integrated fly screen



Monsoon weather protection



WINDOW									OUTSIDE CUT		INSIDE CUT	
	A	B	C	D	E	F	G	H	J	K	L	M
A	1200	660	560	1100	120	35	465	990	575	1110	475	995
B	1005	500	400	905	120	35	305	790	415	920	310	795
C	970	660	560	875	120	35	465	760	565	890	470	770
D	785	500	400	685	120	35	300	570	420	700	325	590
E	700	440	340	600	120	35	250	490	350	615	260	500
Ev	440	700	600	340	120	35	505	240	615	350	510	245
F												

ALL DIMENSIONS ARE IN MILLIMETRES

NOTES

1. DIMENSIONS MARKED THUS * + 10MM FOR ADJUSTMENT / LEVELLING

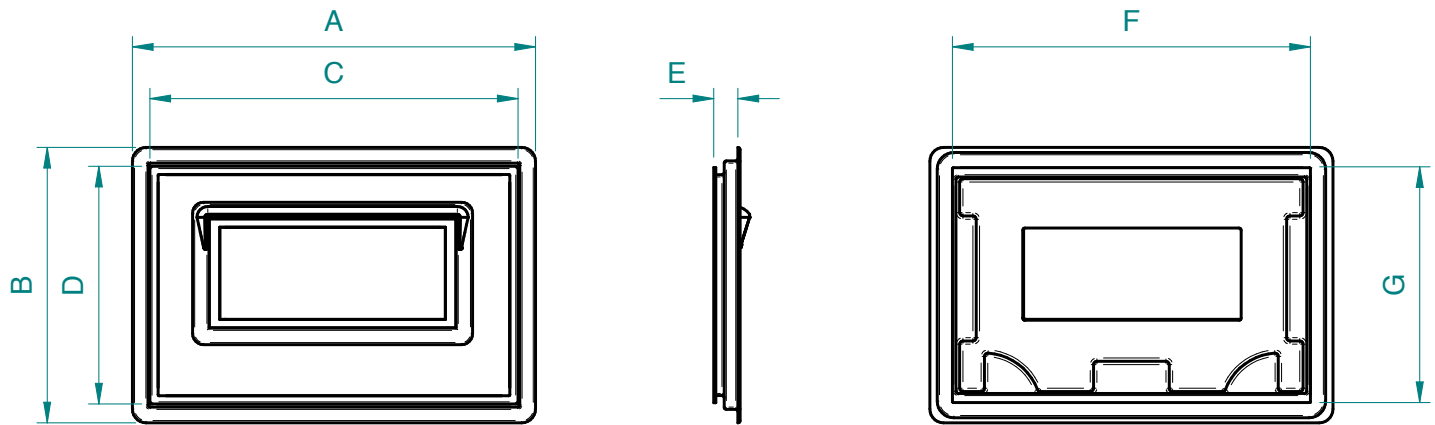


Scan to download
Installation instructions

Safari Hatch

Complimenting the Motorcraft window range, we offer you the spectacular Safari Hatch, which will provide you with the option to enjoy those breathtaking views without compromising on security or introducing large windows that can make the habitation box hot.

The safari hatch retains the same style as the windows and door. The Motorcraft Safari Hatch opens wider than a standard window, maximising those views and offering more privacy when closed.



SAFARI HATCH	A	B	C	D	E	F	G
SMALL	1200	890	1080	760	80	1050	725
STANDARD	1460	1000	1340	860	80	1300	855







RHAB

motorcraft

TYCHFLIN

MC

Premium Door



The Premium door offers the same frame as our Premium windows. So you get the same sleek finish throughout your build.

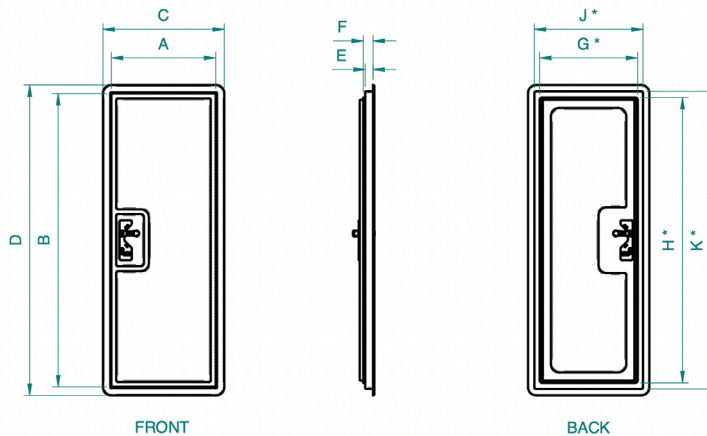
It features

- Full-length Stainless Steel hinge
- Five point Locking mechanism
- All Aluminium door furniture
- Anti pry reinforced door
- Fully insulated
- Thermally efficient GRP exterior frame





After a long and fruitless search to find doors that were durable and secure enough for expedition or overland vehicles, we took the matter into our own hands and specially developed our own doors, which we manufacture on site in Doncaster, UK.



DOOR	A	B	C	D	E	F	INSIDE CUT		OUTSIDE CUT	
							G	H	J	K
STANDARD	575	1805	650	1870	/	45	/	/	605	1825
PREMIUM	640	1800	750	1910	50	120	600	1755	670	1820
LARGE	750	1800	860	1910	50	120	705	1755	790	1820

ALL DIMENSIONS ARE IN MILLIMETRES

Note, All images are off the premium door.

Access Hatch



Manufactured by us at Motorcraft, these access hatches are made with the same high-quality materials as our windows and doors. There are a selection of locker sizes available and their uses are endless. Here are a few suggested uses. Finished in satin white as standard.



Features:

- GRP frame and panel for thermal efficiency.
- Stainless Steel fixings
- Dual Locks, Keyed alike
- Can be mounted horizontally or vertically



700mm x 530mm

Tapered corner - located at the back of the vehicle giving access to storage under a bed or seating area.

Available RH or LH

290mm x 325mm

These come with an infill panel meaning you can cut them to suit your needs. We usually trim this allowing a toilet cassette to pass through .

335mm x 460mm

This is big enough to load a gas bottle through, so we use them as a gas locker door to facilitate the safe changing of gas bottles.

385mm x 325mm

This size also comes with an infill panel. We use this to mount our water filling ports so when not in use, they are tamper-proof .

500mm x 1170mm

This is a generic access door for more oversized items.

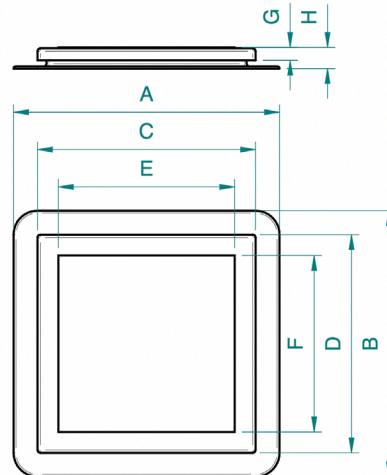
Sky Hatch

Imagine being parked up on the Mongolian Steppe on a cool summers night. The sky is crystal clear and the milky-way is visible in the night sky.

The Motorcraft sky hatch brings you the ultimate in ventilation and fantastic views without compromising on security

Made with a GRP frame and panel for advanced thermal efficiency, Stainless steel fixings and a double glazed fixed panel window and a load assisted opening mechanism

Available with an integrated fly screen and full blackout blind



PRODUCT	A	B	C	D	E	F	G	H
400 X 400 SKYLIGHT	670	670	530	530	290	290	50	60
600 X 600 SKYLIGHT	890	890	730	730	420	420	70	80
SKY HATCH	1300	1150	1200	1050	470	520	70	85



For up to date prices and our interactive cost calculator please visit us at
[HTTPS://www.motorcraftadventuredevelopments.com/premium-windows](https://www.motorcraftadventuredevelopments.com/premium-windows)




Scan For prices



The adventure starts with

Motorcraft

Motorcraft
Adventure Developments



Proud to showcase British Manufacturing

Motorcraft Adventure Developments
Unit 7, Welsyke Ind Est,, Bentley Moor Lane,
Adwick Le Street, Doncaster, DN6 8DB.